

# Building our business by helping you build yours.

East is an investment in superior quality and value that proves itself, day after day, where it counts most – in a better bottom line. Since 1968, East has been dedicated to making sure each model is engineered and built to be the best in class. You have the top value going in...the highest resale value coming out.

At East, we take great pride in our innovative leadership, which keeps our equipment out front for others to follow. Ideas for greater efficiency, strength and durability – East puts them to work for you first.

And the depth of support you get with East is just as important as the quality of our products. Our dealers are among the best in the industry at helping match equipment to needs. They offer you the knowledge, financial options and service you count on to help make your business run better.

With East, the bottom line is this: we've always figured that the more we add to your success, the more you'll continue to look to us for equipment answers. So everything we do has to reflect the highest quality and value – and the best return. We win when you win.



## East 5-year limited warranty.

An East trailer starts with materials that exceed most industry standards. Our goal is to build to the highest level of craftsmanship. When we put the East name on a trailer, we stand behind it. We always have...and we put that promise **in writing** so you can be assured of prompt action if you need it.

We want our customers to be as satisfied with our service as they are with our trailers. A nationwide network of East distributors is qualified and trained to live up to high standards for service, repair and parts availability.



We sandblast, prime and coat our steel frames with a baked-on paint. The process produces a durable, attractive finish that resists corrosion.

**East Manufacturing Corp.**  
1871 St. Rt. 44, P.O. Box 277  
Randolph, OH 44265  
(330) 325-9921 Fax: (330) 325-7851  
888-405-3278 [www.eastmfg.com](http://www.eastmfg.com)



5M/09-05

## The East dump trailer and body line.

All East aluminum dump trailers and bodies available in traditional sheet-and-post side wall style, or in the aerodynamic Genesis™ style.



Frameless dump trailers



Michigan series dump trailers



Steel dump bodies



Quad dump trailers



Straight truck dump bodies

**Distributed by:**

## East® Frame Dump Trailer



*The ideal balance  
of strength, weight and  
design to maximize  
payload for the long haul.*





# **EAST** The dump trailer built to provide optimum payload.

You have a profit center in your East aluminum frame dump trailer. It can make you a lot of money. Now, and down the road.

Here are three reasons why an investment in East is good business. First, you get optimal payload potential every trip. Haul more, make more. Second, you lower your cost of operation. You won't eat up your earnings with downtime and repair. Third, East trailers have a reputation for quality that brings a higher resale value. East trailers have excellent "empty weight," plus the strength and versatility to efficiently haul more than just bulk commodities. You can haul more...of more.

Each East aluminum dump trailer is built with over 35 years of design and manufacturing experience. A better-built trailer stays on the job longer, reducing downtime and increasing profits.

Finally, the high resale value of East trailers is well known. When you look at the overall lifetime costs of operating an aluminum dump trailer, the smart buy is an East.

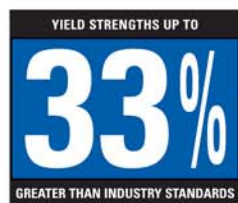
## **Premium commitment to you.**

East stands behind every trailer with a commitment...to you and your business. That's why we stock East parts, ready for shipment. And why we maintain a 24-bay, state-of-the-art service department, with full wreck-repair capability. And why we've formed partnerships with a nationwide network of first-class dealers who share our commitment to keep you running with the nearby parts and service you need.

## **Premium-grade aluminum.**

By using only high-quality 5083, 5454 and 6061-T6 aluminum alloys for all aluminum components, East trailers give you yield strengths that are up to 33% greater than industry standards.

The result is longer life and greater overall versatility on the job.



## **Premium return on investment.**

The East dump trailer is designed for the ideal balance between low weight for more payload and heavy-duty strength for durability. The capacity, efficiency and long life built into the East dump trailer deliver maximum return on your investment. You pay a little more for the built-in benefits of an East...and a lot less for repair and downtime when you own one. Look closely at us. We're confident you'll see why more than 35,000 East trailers have stayed on the job, living up to the profit potential you pay for, year after trouble-free year.

## **Premium innovation for you.**

Thirty-five years ago East pioneered the aluminum frame dump trailer. Today, we've done it again with the introduction of the aerodynamic Genesis™ smooth-side body style. For trailer innovations that improve your return on investment, look to East to continue to lead the industry.

## **Stronger rear posts for tight gate seal.**

The 1/4"-thick rear corner posts wrap completely around top and bottom rails and interlock to add strength, plus reduce side-to-side distortion.



## **Traditional external post**



Side/Floor Connection

### **Z-section design offers greater strength and less maintenance.**


Side wall posts and sheets are welded directly to the bottom rail. Then dirt-shedding wedge plates and a clean-dumping inside radius are added. This strong interlocking Z-section reduces the possibility of cracking at the critical floor-to-side wall joint.



**Strong side walls resist deflection.** A full-length boxed top rail interlocks with the side sheets and side posts. All outside joints are continuously welded for greater load-bearing strength and durability.



**Tough tailgate.** 90° framing joints are continuously welded (not stitch welded) to five different structural members. Maximizes strength-to-weight ratio and joint integrity.



### **Five cross-member designs for longer floor life.**

Solid-box design extruded cross-members maximize support under floor seams. Remaining U-shaped cross-members have special contact point flanges for extra support, and position welds away from high-stress areas.

## **Genesis™ patented smooth-side**



Side/Floor Connection

### **Advanced wall-to-floor construction.**

Unique system secures the critical point for trailer strength – the welded union of cross-members, floor plates and side walls. Cross-members and floor plates interlock into the bottom rub rail, which in turn forms a pocket to accept the side wall panels, for a super strong floor-to-wall attachment joint.



**Stronger side walls than sheet-and-post.** Patented double-wall panels are 2" thick. Internal ribs every 3" offer 8 times more wall support than traditional external posts. Continuously welded vertical panels resist side bow, and are easily repaired.



**Optional lightweight, smooth-walled tailgate.** Less weight without sacrificing strength or durability. Smooth surface leaves nowhere for dirt, mud, snow, and ice to build up.



### **Bolted gussets reduce cracks under pressure.**

Chassis cross-member gussets are bolted – not welded – to allow the assembly the flexibility to give under normal stresses and vibrations, yet still maintain a positive connection.

### **Full height and width cross-members at all suspension hangers.**

To prevent cracking of I-beam bottom flange and web.



### **Hinge shoe uniquely engineered for longer life.**

The dump hinge shoe is crafted from hardened ductile steel, with twin grease valleys machined inside for easy 360° lube around the pin.



### **Tougher tailgate hardware.**

Top hinges, bottom hook and latch bolt-on for easy replacement. Anti-corrosive coating and shims protect steel-to-aluminum connections.

### **Aluminum suspension hanger option.**

East LITE-RIDE™ integrated weld-on aluminum suspension hanger is 150 lbs. lighter than steel. Rust-free, patent-pending option tested as strong as current steel hanger designs.



### **Strong, unified bulkhead design is also aerodynamic.**

It's wrapped around the sides, back to the third cross-member. This transfers the hoist load to the side walls, reducing stress and potential cracking in tough applications. Our design also aids air flow for greater fuel efficiency.

### **Reinforced hoist well support to reduce body twist.**

The East hoist well is built from 3/8" extruded 6061-T6 U-beams, reinforced with 3/8" stiffeners.

### **Seamless hoist base assembly reduces cracking.**

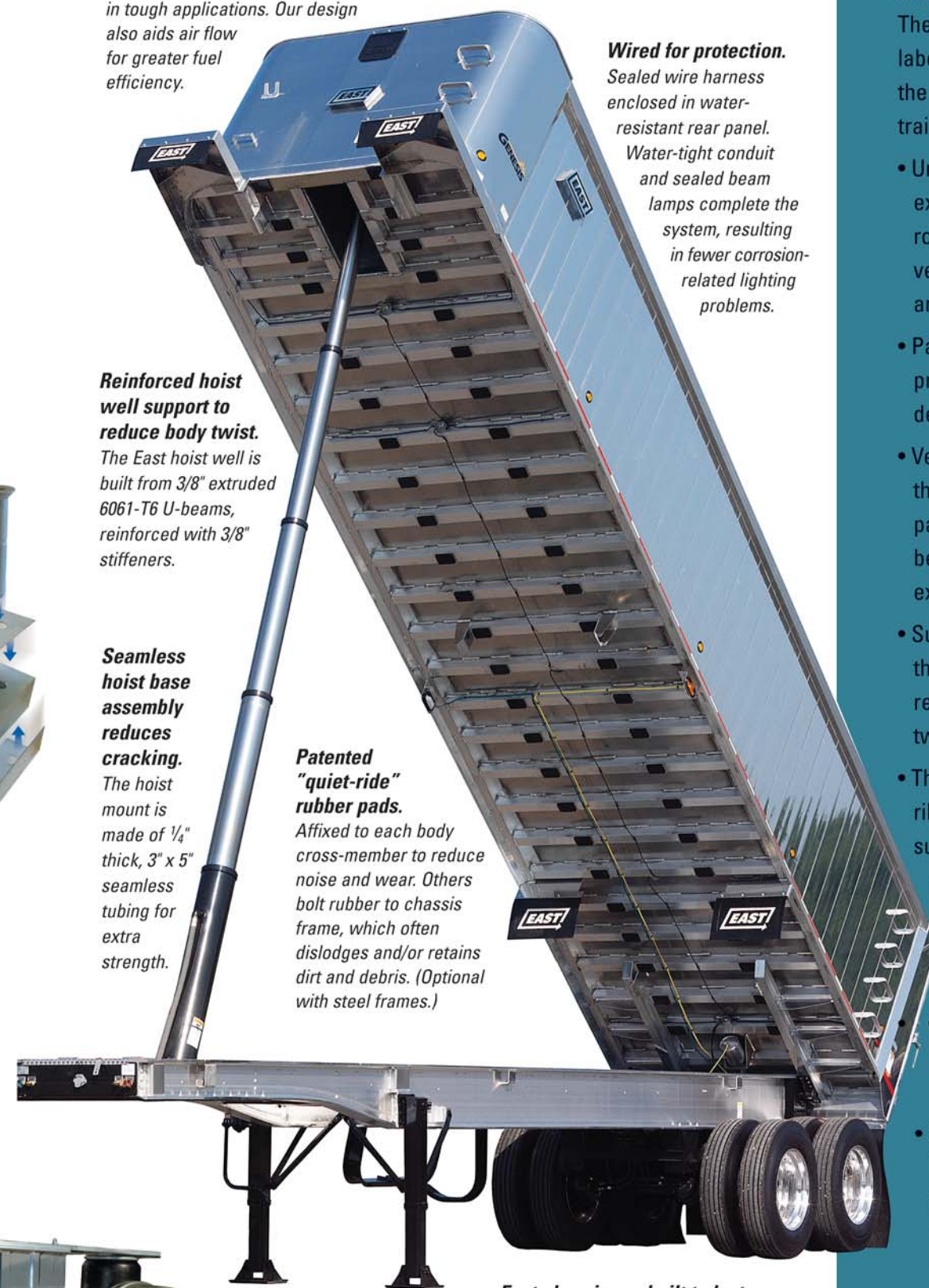
The hoist mount is made of 1/4" thick, 3" x 5" seamless tubing for extra strength.

### **Patented "quiet-ride" rubber pads.**

Affixed to each body cross-member to reduce noise and wear. Others bolt rubber to chassis frame, which often dislodges and/or retains dirt and debris. (Optional with steel frames.)

### **Wired for protection.**

Sealed wire harness enclosed in water-resistant rear panel. Water-tight conduit and sealed beam lamps complete the system, resulting in fewer corrosion-related lighting problems.



### **East chassis are built to last.**

Constructed from one-piece I-beams, this chassis design results in fewer welds and joints than a fabricated beam, putting the strength where it's needed.



### **The future, taking shape.**

The results of computer analysis, laboratory and field testing are in: the new Genesis aerodynamic trailer design is miles ahead.

- Unique 2" thick double-wall extruded aluminum panels are robotically welded together vertically for superior strength and resistance to bowing.

- Patented double-wall design protects the outer wall from dents, improving resale value.

- Vertical panels are lighter than competitive horizontal panel systems, resist bowing better, and are much less expensive to repair if damaged.

- Superior dump cycle stability – the entire integrated trailer body resists weight shifting and twisting that can lead to tipping.

- The 3" spacing of interior panel ribs gives 8 times more wall support than external posts positioned every 25". The inside walls stay flatter, creating fewer high points that accelerate wear.

- Optional thicker aluminum in higher wear areas, like the inside last 4 feet of the trailer.

- Smooth side walls can be left polished as they come from the factory or used as the base for company names, logos, and attention-grabbing graphics.