



# F-SERIES

For additional information on the FTR  
and Isuzu's full line of Low Cab Forward trucks  
please visit [www.isuzucv.com](http://www.isuzucv.com) or call (866) 441-9638



All photographs, illustrations, equipment and technical data in this brochure are based on the latest information available at the time of publication. Isuzu Commercial Truck of America, Inc. reserves the right to make changes at any time, without notice, in prices, colors, materials, equipment, specifications and models, and to discontinue models or equipment. Isuzu vehicles are assembled from component parts manufactured by Isuzu Motors Limited, its affiliated companies, and by independent suppliers who manufacture such components to Isuzu's exacting standards for quality, performance and safety. Some vehicles are shown with optional equipment. Some equipment is dealer installed. Visit your authorized Isuzu dealer for warranty and other details. FTR is a registered trademark of Isuzu Motors Limited. Truck bodies represented herein are products of Supreme Corporation, Morgan Corporation, and Thermo King. Facebook is a registered trademark of Facebook, Inc. Instagram is a registered trademark of Instagram, LLC. Twitter is a registered trademark of Twitter, Inc. LinkedIn is a registered trademark of LinkedIn Corporation. Google+ is a registered trademark of Google, Inc. Neither Isuzu Commercial Truck of America, Inc. nor Isuzu Motors Limited are sponsored by or affiliated with these platforms.



Copyright © 2018 Isuzu Commercial Truck of America, Inc.  
TM 10233 (02/18)





# THE ISUZU FTR

The FTR is truly a game changer that raises the standard for Class 6 medium duty trucks. This truck's Low Cab Forward design gives it fantastic maneuverability and visibility along with the ability to carry more cargo than a conventional Class 6 GVWR truck with the same wheelbase. Its four-cylinder diesel engine is environmentally friendly and gives the truck outstanding fuel efficiency.

A class-leading warranty provides its owners with peace of mind. And it's an Isuzu truck, a name that is synonymous with dependability, durability and low cost of ownership.





# THE ISUZU **FTR**

The FTR is powered by the renowned and durable Isuzu 5.2-liter 4HK1-TC turbocharged four-cylinder diesel engine. The FTR can achieve an incredible operating distance, thanks not only to the truck's conservative use of fuel, but also to its standard aluminum 50 or 100-gallon fuel tank (based on wheelbase).

The 4HK1-TC engine goes beyond environmental friendliness and economy—it's also durable. This engine carries a B-10 durability rating of 375,000 miles—meaning that 90% of engines should reach that mileage before requiring an overhaul.

## **FTR** Specification Highlights:

- The FTR's 5.2-liter 4HK1-TC turbocharged engine generates 520 lbs.-ft. of torque at 1,600 rpm and 215 horsepower at 2,500 rpm
- The engine is mated to an Allison 2550 RDS 6-speed automatic transmission with power take-off (PTO) capability
- The front axle has a capacity of 12,000 pounds, while the rear axle has a capacity of 19,000 pounds
- GVWR is 25,950 pounds
- 11R22.5 tires are fitted to 22.5" x 8.25" steel wheels



**ISUZU**  
5.2L 4HK1-TC  
**B10**  
RATING  
375,000

# ISUZU FTR CLASS 6 LOW CAB FORWARD

- Payload allowance for increased customer needs
- 8 wheelbases accommodate bodies from 14 to 30 feet
- Easy to drive with outstanding driver visibility, superior maneuverability and a tight-turning diameter
- FTR, the LCF answer to Class 6 efficiency, delivers a lower cost of ownership

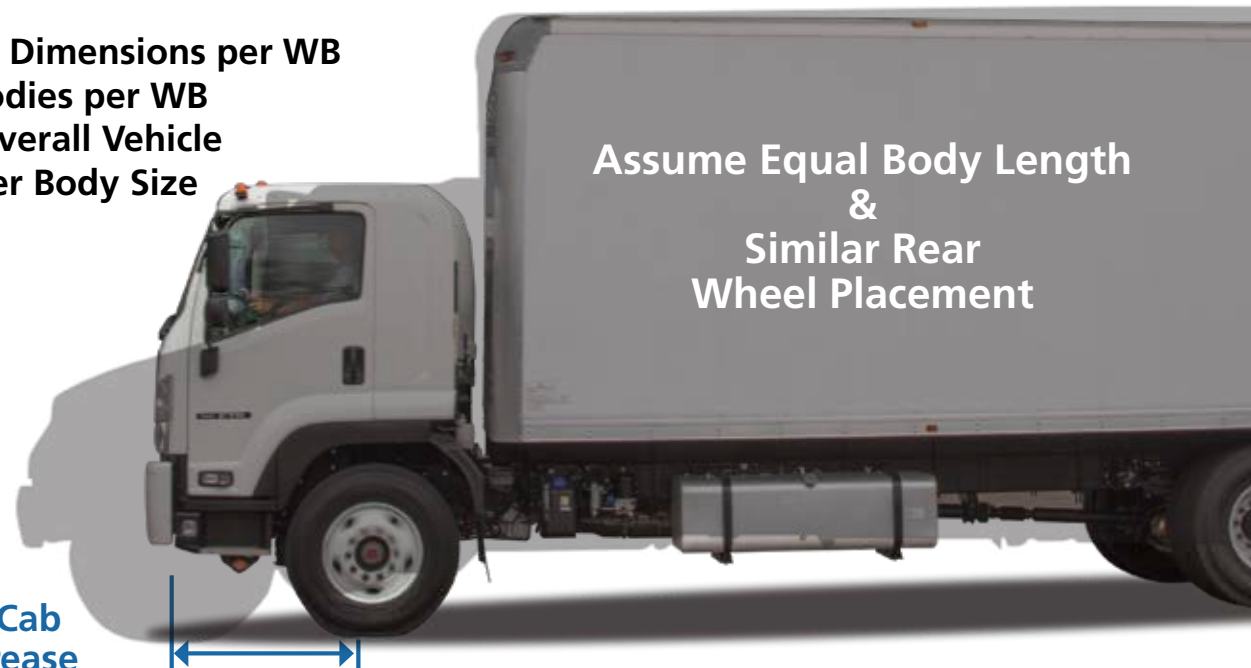
## FTR EFFICIENT OVERALL LENGTH

LOW CAB FORWARD VS CONVENTIONAL CAB

LCF = Larger CA Dimensions per WB  
LCF = Longer Bodies per WB  
LCF = Shorter Overall Vehicle  
Length per Body Size

Assume Equal Body Length  
&  
Similar Rear  
Wheel Placement

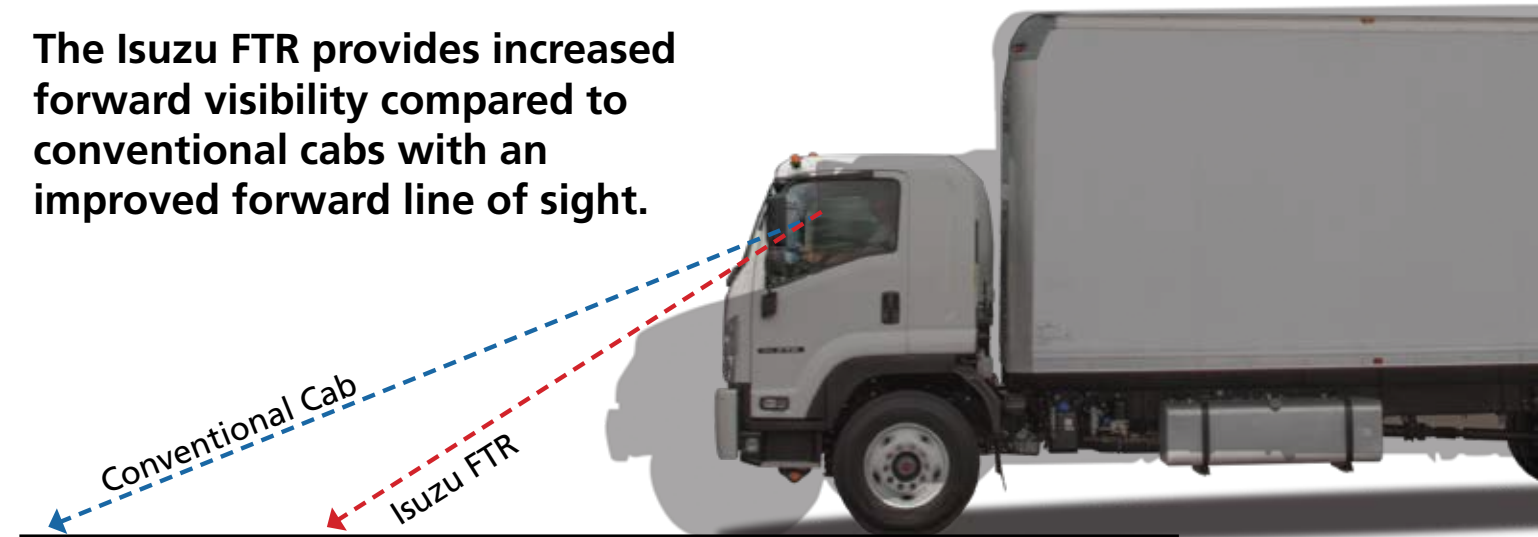
Conventional Cab  
Wheelbase Increase



## FTR IMPROVES FORWARD LINE OF SIGHT

LOW CAB FORWARD VS CONVENTIONAL CAB

The Isuzu FTR provides increased forward visibility compared to conventional cabs with an improved forward line of sight.



## ISUZU FTR'S TIGHT TURNING DIAMETER

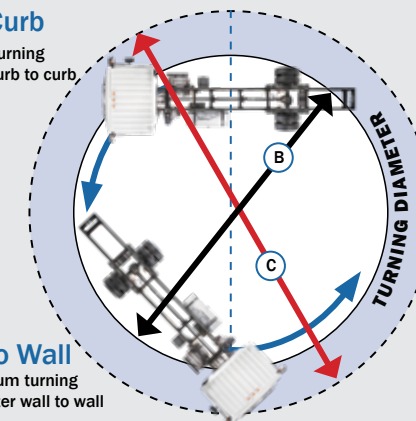
50 DEGREE INNER WHEEL CUT

Curb to Curb

B= Minimum turning  
diameter curb to curb

Wall to Wall

C= Minimum turning  
diameter wall to wall



- **TURNING DIAMETERS:**
  - 43.7 ft. (152" WB) to 65.0 ft. (248" WB)

- **ISUZU FTR W/24' VAN BODY**
  - 212" Wheelbase
  - 56.5 ft. Turning Diameter

- **CONVENTIONAL CAB W/24' VAN BODY**
  - 250+" Wheelbase
  - 64+ ft. Turning Diameter

Isuzu cab over design provides a longer body on a shorter overall footprint versus a conventional cab, allowing for more square feet of cargo. The FTR's Low Cab Forward design also dramatically increases visibility and markedly improves maneuverability. With inner 50-degree wheel cut, this truck has an incredibly tight turning radius. This saves drivers time as they navigate crowded city streets and *that* adds to productivity.



# SPACIOUS, FLEXIBLE, COMFORTABLE



As a result of its Low Cab Forward configuration and clean back-of-cab design, the FTR can provide more cargo space within a given overall length than comparable conventional Class 6 trucks. Eight wheelbase lengths, ranging from 152 to 248 inches, will accommodate bodies from 14 to 30 feet, allowing for a wide variety of body applications.

Wheelbase (in.)	152	170	188	200	212	224	236	248
CA (in.)	127	145	163	175	187	199	211	223
Suggested Body Length (ft.)	14/16	18	20	22	24	26	28	30



The FTR cab's wide step and wide-opening doors allow easy entry to the spacious interior of the Isuzu exclusive Hexapod cab, which features three-across seating and extra space for storage behind the seats. Other interior amenities include a ground clearance mirror, overhead console and a suspension driver's seat with armrest specially designed to increase comfort and reduce driver fatigue.



• Clean Frame • Body Lengths 14 to 30ft •



Wide Entry Step for Ease of Entry and Exit



Doors Open 90° for Ease of Entry



Spacious Interior



Three-Across Cab Seating



Overhead Storage Console



Large Storage Area Behind Seats



Suspension Seat with Adjustable Height Control



Ground Clearance Mirror



# THE **ISUZU FTR**: THE LCF ANSWER FOR CLASS 6 EFFICIENCY DELIVERING A LOWER COST OF OWNERSHIP

## LOWER COST OF OWNERSHIP

The Isuzu FTR, like every Isuzu diesel truck, comes with a number of features and programs that dramatically reduce downtime and overall cost of ownership, including:

- A standard Multi-Information Display that allows drivers to monitor the status and condition of over a dozen vehicle performance functions, reducing maintenance costs and downtime
- Available Vehicle Health Reports provide comprehensive analysis of the truck's powertrain and emissions systems, fuel economy, brake usage and driver operating habits
- Three-year/unlimited mileage powertrain limited warranty\*
- Four-year/unlimited mileage perforation from corrosion limited warranty\*

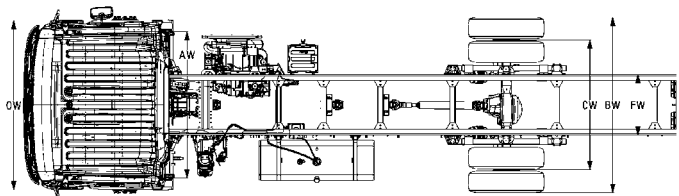
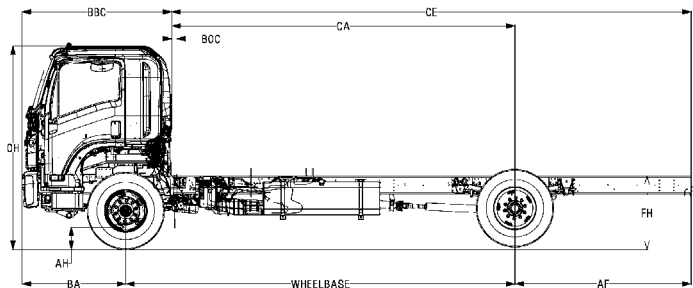
## THE CLASS 6 TRUCK OF THE FUTURE

The overall concept of the FTR is the next generation medium-duty Low Cab Forward truck, one that features a clean, durable, highly efficient four-cylinder engine and is the best Class 6 choice for pickup and delivery in cities.



\*See dealer for warranty details.

# 2019 MODEL YEAR SPECIFICATIONS



Wheelbase (in.)	Cab to Axle (CA-in.)	Cab to End of Frame (CE-in.)	Back of Cab (BOC-in.)	Overall Length (OAL-in.)	Body Lengths (ft.)	Overall Width (OW-in.)	Axle Width (AW-in.)	Overall Height (OH-in.)
152	127.0	192.9	3.0	274.4	14-16	93.5	81.1	112
170	145.0	220.0	3.0	301.5	18	93.5	81.1	112
188	163.0	247.0	3.0	328.5	20	93.5	81.1	112
200	175.0	264.9	3.0	346.4	22	93.5	81.1	112
212	187.0	283.1	3.0	364.6	24	93.5	81.1	112
224	199.0	301.0	3.0	382.5	26	93.5	81.1	112
236	211.0	319.1	3.0	400.6	28	93.5	81.1	112
248	223.0	337.0	3.0	418.5	30	93.5	81.1	112



**GVWR/GCWR** 25,950/30,000 lbs.

**BODY/PAYLOAD ALLOWANCE** 14,641-15,690 lbs.

**GAWR**  
**Front** 12,000 lbs.  
**Rear** 19,000 lbs.

**FRONT AXLE CAPACITY** 12,000 lbs.

**REAR AXLE CAPACITY** 19,000 lbs.  
**Ratio** 6.17

**SUSPENSION F/R SPRINGS** Tapered/Multi-Leaf  
**Capacity** 12,000/21,000 lbs.

**SERVICE BRAKES** Full Air Dual Circuit with ABS  
**Front/Rear** S-CAM Drum Automatic Adjust

**EXHAUST BRAKE** Standard

**TRANSMISSION** Allison 2550 RDS 6-speed  
Automatic

**ENGINE** Isuzu 4HK1-TC turbocharged  
intercooled diesel

**Displacement** 5.2L (317 in.<sup>3</sup>)  
**Engine Power** 215 hp @ 2,500 rpm  
**Engine Torque** 520 lb.-ft. @ 1,600 rpm

**Oil Level Indicator** Dash-mounted oil level  
check switch and light

**ALTERNATOR** 140-amp

**BATTERIES** 2 Maintenance-Free  
Group 31 750-CCA

**TIRES LRR** (Low Rolling Resistance) 11R22.5 (14-pr) Standard

**STEERING** Integral Hydraulic Power

**STEERING COLUMN** Tilt and Telescopic

**FUEL TANK** 50 or 100 Gal. LH side mount  
based on wheelbase

**FUEL/WATER SEPARATOR** Dual fuel filter with dash  
mounted indicator light