

# The JFB Body Series – Customized Confidence

The 50-Ton Integrated Wrecker comes with one of three storage solutions, depending on your needs:

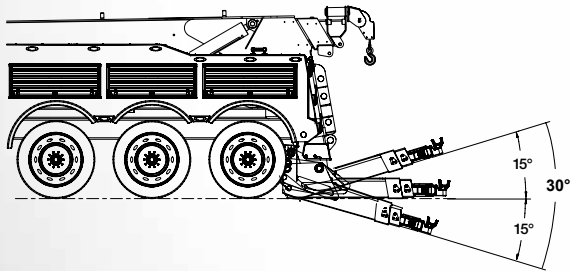
	JFB BRONZE Perfect to configure your own truck		JFB SILVER Includes our most popular features		JFB GOLD Maximized solutions	
	50T Tri-Axle	50T Tandem-Axle	50T Tri-Axle	50T Tandem-Axle	50T Tri-Axle	50T Tandem-Axle
Frame Fork Storage	•	•	•	•	•	•
Tool Drawer			•	•	•	•
Rotary Chain Rack			•	•	•	•
Snatch Block Storage			•	•		•
Rotary Snatch Block Storage					•	
Shackle Rack					•	•
30-Gallon Stay Dry Silo					•	•
Wheel Chock Storage					•	•
Tow Light Storage					•	•
Fire Extinguisher Storage					•	•
Traffic Cone Storage					•	•
Bottle Jack Storage					•	•
36" Lower Shelf						
36" Upper Shelf					•	
48" Upper Shelf					•	•
Shovel Storage					•	•
Flashlight Mounts					•	•
(3) 24" x 43" Tilt Down Drawers						
(2) 36" x 43" Tilt Down Drawers						
(1) 36" x 43" Tilt Down Drawer					•	
Ladder Storage					•	•
Tool Storage					•	•
Spill Kit Storage					•	•
Cribbing Storage					•	•
Flare Storage					•	•
Grizzly Bar Storage					•	•
Strap Storage					•	•
Broom Storage					•	•
Tow Package with Fifth Wheel, Pintle Hook with Ball, Bus Arm 14k or 25k			•	•	•	•
Chain Binder Storage					•	•

Note: Many of these items are also available through your Tow Support distributor.

## Engineered to Exceed

The 50-Ton Heavy-Duty Wrecker, like all Jerr-Dan equipment, is engineered to exceed. From the elevation and reach of the recovery boom and underlift, to the power of the tilt feature, this unit is built to perform.

Whether the task is righting an overturned vehicle or hooking up to a casualty, the specifications of this unit will exceed the demands of your heavy-duty business.



### Recommended Chassis Requirements

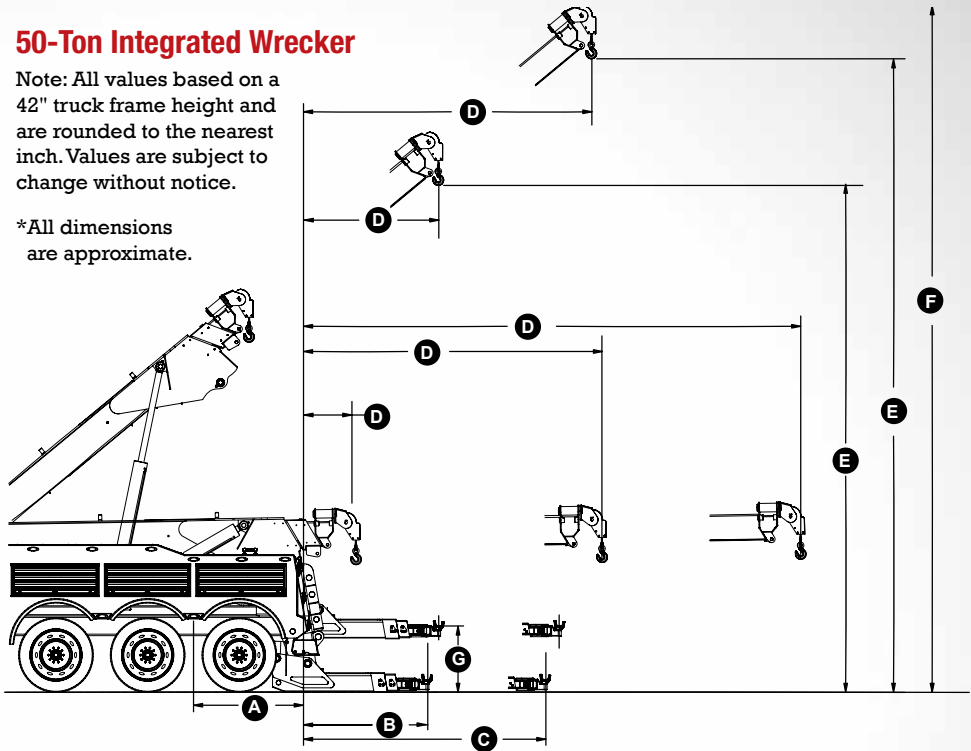
50-Ton Integrated	Tandem	Tri-Axle
Min Chassis GVWR	64,000 lbs.	64,000 lbs.
Min Cab to Drive Tandem (Clear CT)	174"	214"
Min Frame RBM (each rail)**	4,200,000 in-lbs.	4,200,000 in-lbs.
Min FAWR**	18,000 lbs.	18,000 lbs.
Min RAWR	46,000 lbs.	46,000 lbs.
Max Unloaded Frame Height	45"	45"
Min Frame Length Behind Rearmost Axle	43"	43"

\*\*Higher minimums are required if mounting in combination with a Side Recovery System (SRS). Refer to SRS sales literature for requirements.

### 50-Ton Integrated Wrecker

Note: All values based on a 42" truck frame height and are rounded to the nearest inch. Values are subject to change without notice.

\*All dimensions are approximate.



Feature Dimensions*	Reach 2-Stage   3-Stage		Rating 2-Stage   3-Stage	
A. Centerline of Rear Tandem to Tailboard	67"		—	
B. 530 U/L Retracted Reach w/Forks	72"		53,000 lbs.	
565 3-Stage Coach U/L Retracted Reach w/Forks	87"		56,500 lbs.	
565 4-Stage U/L Retracted Reach w/Forks	78"		56,500 lbs.	
C. 530 U/L Extended Reach w/Forks	142"		17,000 lbs.	
565 3-Stage Coach U/L Extended Reach w/Forks	181"		17,600 lbs.	
565 4-Stage U/L Extended Reach w/Forks	179"		17,600 lbs.	
D. Recovery Boom Retracted Reach at 0°	16"	30"	—	
Recovery Boom Retracted Reach at 30°	-21"	-10"	100,000 lbs.	
Recovery Boom Retracted Reach at 40° (Max)	-44"	-33"	—	
Recovery Boom Extended Reach at 0°	174"	291"	—	
Recovery Boom Extended Reach at 30°	115"	217"	30,000 lbs.	20,000 lbs.
Recovery Boom Extended Reach at 40° (Max)	78"	168"	—	
E. Boom Working Height to Hook at 30°	242"	301"	—	
Boom Working Height to Hook at 40° (Max)	290"	364"	—	
F. Boom Max Height at 40° (Max)	327"	401"	—	
G. 530 U/L Retracted Reach w/Forks	36"		—	
565 3-Stage Coach U/L Retracted Reach w/Forks	36"		—	
565 4-Stage U/L Retracted Reach w/Forks	35"		—	

**JERR-DAN**  
An Oshkosh Corporation Company

The Jerr-Dan name and Jerr-Dan logo are registered trademarks of Jerr-Dan Corporation. ©2017 Jerr-Dan Corporation. Some equipment shown may be optional. Specifications subject to change without notice or obligation. All ratings specified are based on structural factors only, not vehicle capacities or capabilities.

**JERR-DAN**

ENGINEERED  
TO EXCEED



Integrated Wrecker



Independent Wrecker

50-TON INTEGRATED/  
INDEPENDENT WRECKER

### MAX LIFT CAPACITY

RET: 100,000 lbs.  
EXT: 35,000 lbs.

### MAX BOOM EXTENSION

RECOVERY: 291"  
UNDERLIFT: 181"

### MAX WORKING HEIGHT

428"



# Incident Management-Driven Design: In size XL

Our 50-Ton Integrated / Independent Wrecker continues to set the standard on performance and safety. Go big or go home.



Engineered with Jerr-Dan's exclusive Incident Management-Driven (IMD) design methodology, this hardworking wrecker features:

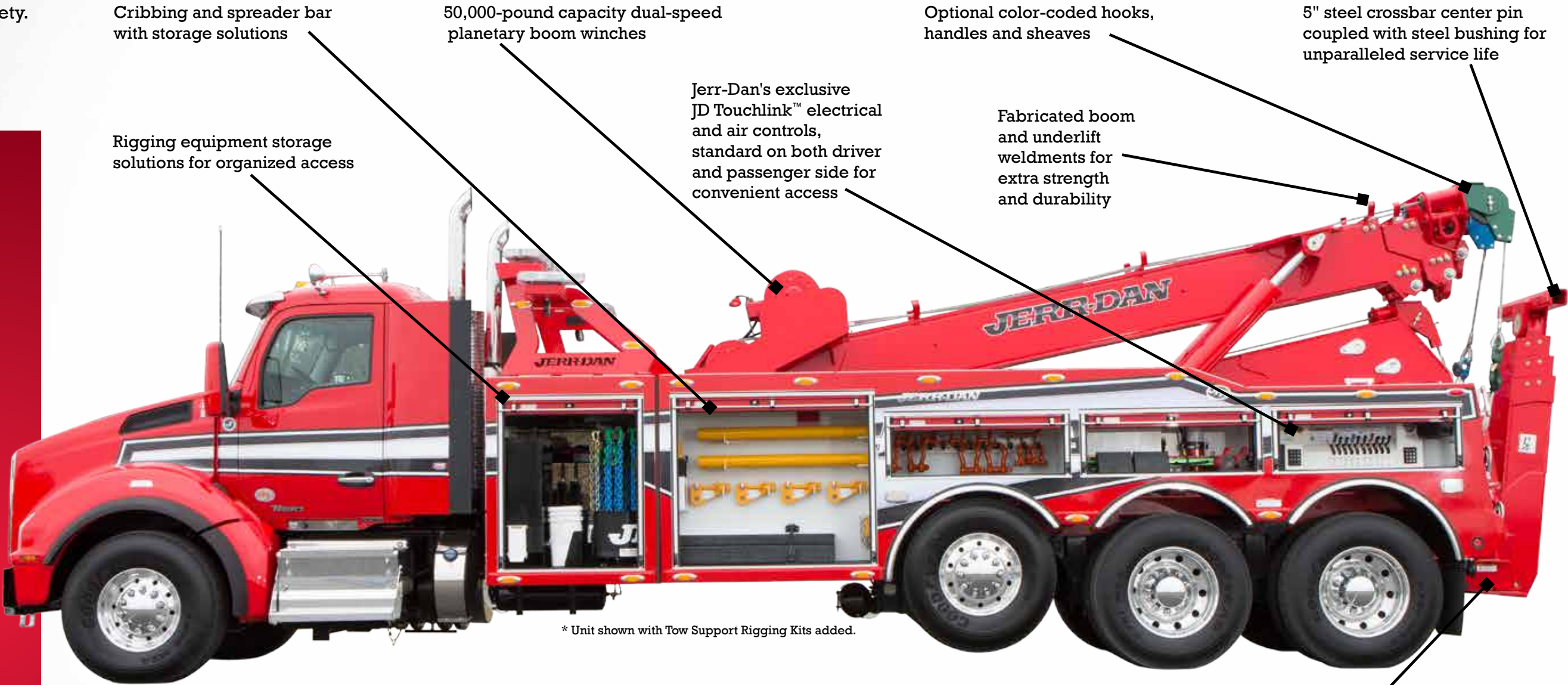
- Roll-up storage doors — easy to see and be seen roadside
- Boom and underlift control access from both sides of the chassis for safe, reliable operation
- An independently shock-mounted body design, which flexes with chassis twist to reduce the wear associated with extreme-use conditions
- Advanced LED lighting kit for high visibility



The Jerr-Dan 50-Ton Integrated Wrecker is available in both tandem and tri-axle chassis, and can be configured with either a 2-stage or 3-stage hydraulic boom. The model shown here is fully equipped with the JFB Wrecker Gold storage solutions package (rigging shown is available through Jerr-Dan Tow Support).

## The Jerr-Dan Limited Lifetime Warranty\*

Our rugged, non-corrosive body is made of weather-tight and impact-resistant polypropylene. And it's covered under a limited lifetime warranty. How's that for confidence?



\* Unit shown with Tow Support Rigging Kits added.



Telescoping rear stabilizers with integrated fold-down spade feet



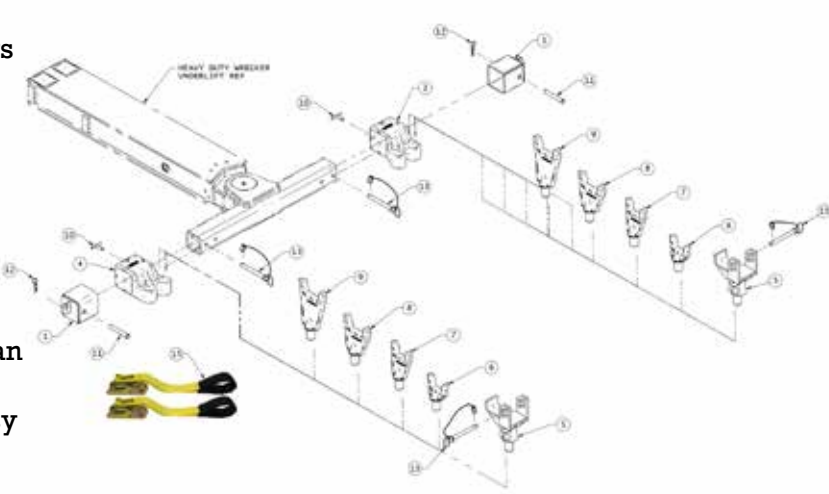
Efficient-access tilt-down drawers



Load-rated anti-slip handles and steps



The innovative, patented Jerr-Dan chain carousel for effective, easy rigging access



### Standard Fork Package

Seq. #	Item Number	Description	Qty.
1	3007000004	Chain Hook Adapter	2
3	7007000056	Frame Fork Adapter Casting	1
4	7007000055	Frame Fork Adapter Casting	1
5	3178000226	Spring Lift Bracket Weldment	2
6	7454000006	3.00 Short Fork Casting	2
7	7454000005	3.00 Med Fork Casting	2
8	7454000003	4.50 Med Fork Casting	2
9	7454000004	4.50 Long Fork Casting	2
10	3551000036	Handle Weld "T" - Zinc Plated	2
11	7691000022	Pin, 0.88" Clevis - 6.00" Long #11-317	2
12	7691000020	Hairpin .18" Dia. - 3.25" Long #92391A066	2
13	7691000021	Pin, 0.88" Dia. X 8.00 Hitch W/L	4
15	1001159568	Strap, Tie-Down Heavy Duty (Pair)	1

### Available Options:

- Side Recovery System (SRS™), Jerr-Dan's pivoting boom that allows for recovery from either side
- Adjustable Performance Counterweight
- Tunnel counterweight in 3.5k, 4.5k and 6.5k; available on 51" battery tunnel only
- Wireless proportional or non-proportional remote control for all boom and underlift functions
- Additional cable options, including:  
Main Winch Cable:
  - 3/4" x 250' EIPS galvanized with swivel hook
  - 3/4" x 250' EIPS galvanizedUnderlift Winch Cable:
  - 5/8" x 250' EIPS galvanized
  - 5/8" x 250' EIPS galvanized with swivel hook
  - 3/4" x 200' EIPS galvanized
  - 3/4" x 200' EIPS galvanized with swivel hook
- Four additional side, two rear and two front grill emergency flashers (CA compliant)
- Tow support rigging kits
- Back-up and underlift cameras
- Additional storage solution kits
- NEW! Towing Package  
Includes 14k or 25k bus arms, 2 in. or 55 mm pintle hook, fifth wheel, plus the storage solution for each.

\*48 hours from notification, valid in North America only, some restrictions apply. Limited lifetime warranty provided only by the body supplier and not Jerr-Dan. Jerr-Dan provides a one-year full warranty and five-year structural warranty. Mechanism covered for material or weld failure for five years. For more information, contact the Jerr-Dan warranty department.